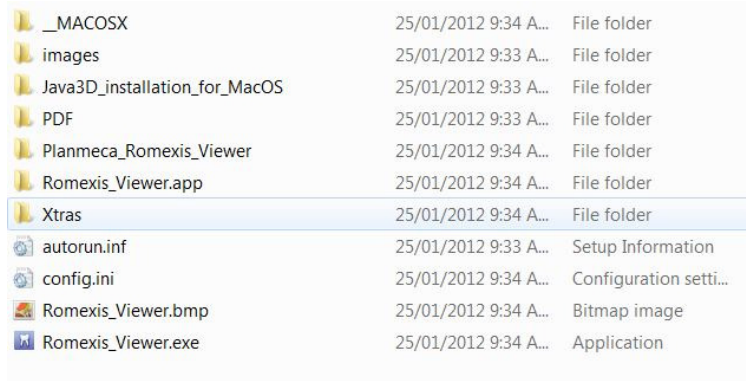


# INSTRUCTIONS ON HOW TO READ CBCT SCAN FROM DR. FREDERICK LI (PLANMEGA—ROMEXIS)

SCAN IS DELIVERED EITHER ON USB KEY/CD/DVD OR DOWNLOADED FROM GOOGLE DOCS  
DRFREDERICKLI.COM

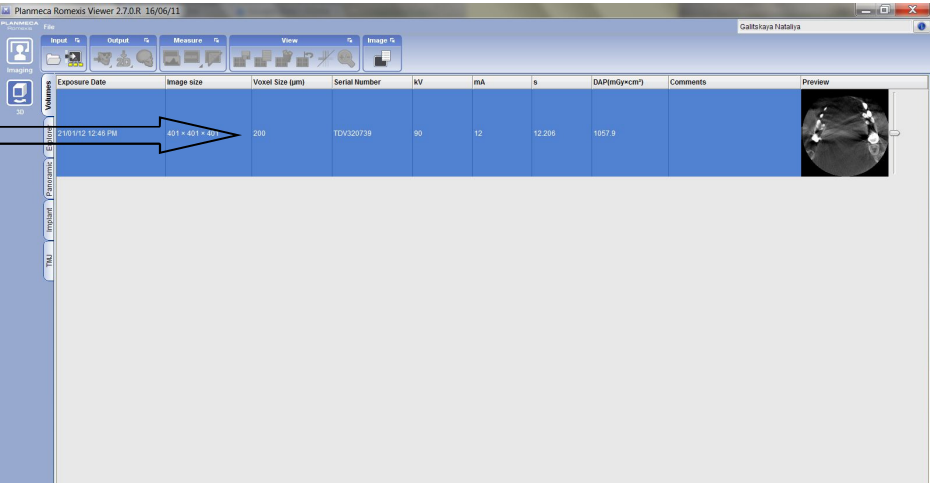
**Step 1:** Insert USB key (or cd/dvd) or download files from google docs. You should see a whole bunch of files that looks like this. Double click on the last one called romexisviewer



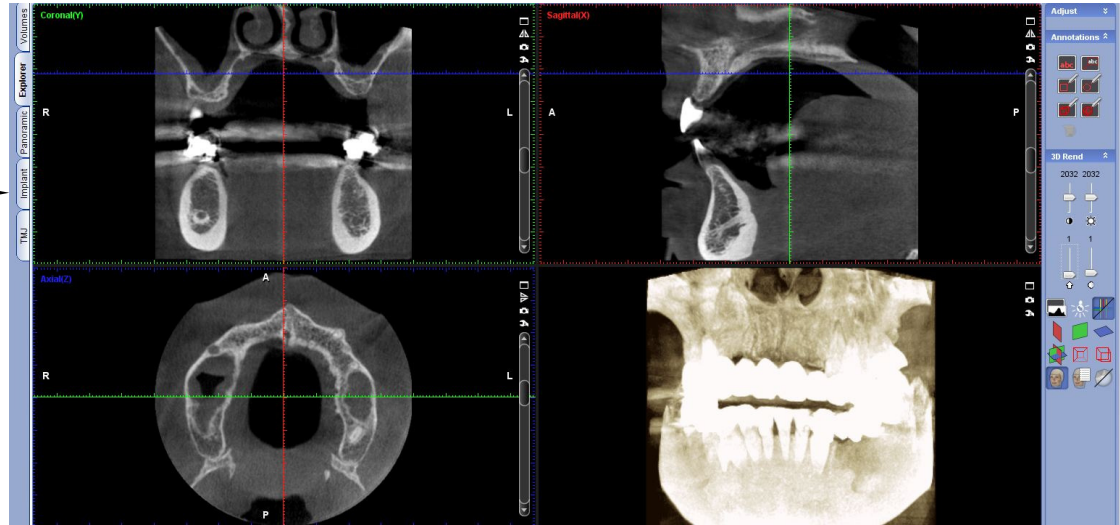
**Step 2:** click on your patient name and then click the bottom right "start viewer from CD"



**Step 3:** Click on 3d and the double click on the volume (highlighted in blue)



**Step 4:** hit the tab on the left which says "implant"



**Step 5:** This is the screen you will be working on. You can resize the screens, play with the contrast on the right. Measure utilizing the buttons on the top left. Call me and we can spend 5 minutes over the phone going over the basic functions

